


Tool tray insert electrician L-BOXX 374

Material no.: 6000001238 | Matchcode: LB WTS E 374 | EAN code: 4045294224899



- » Tool tray insert for the L-BOXX 374
- » optimised for the electrical trade,
- » provides space for up to 41 hand tools,
- » tools not included
- » Integrated handle

Materials & Colour

Material:	Wood
Colour:	Brown


Dimensions

External dimensions:	298 x 393 x 357 mm
----------------------	--------------------

Technical details


Weight:	2,30 kg
Maximum payload:	10 kg

Accessories

	Material no.	Description	Matchcode	EAN code
	6000010994	L-BOXX 374 G	LB 374 G	4045294732127

Tool tray insert electrician L-BOXX 374

Material no.: 6000001238 | Matchcode: LB WTS E 374 | EAN code: 4045294224899

	Material no.	Description	Matchcode	EAN code
	6000010903	Insetbox 1x1 H63	IB 1X1 H63	4045294730154
	6000010904	Insetbox 1x2 H63	IB 1X2 H63	4045294730161
	6000010905	Insetbox 2x2 H63	IB 2X2 H63	4045294730178
	6000010906	Insetbox 1x4 H63	IB 1X4 H63	4045294730185
	6000010907	Insetbox 2x3 H63	IB 2X3 H63	4045294730192
	6000010908	Insetbox 2x6 H63	IB 2X6 H63	4045294730208

Description

The tool tray insert can be integrated into the L-BOXX G 374 and is especially designed for the electrical trade. The most common tools can be stored in a space-saving manner in the slots/pockets, including VDE-screwdrivers, wire strippers, wire cutters, and various other tools and measuring equipment, like knives or voltage testers. A detailed list of the tools which the insert can accommodate can be downloaded at www.sortimo.co.uk/tooltrayinsert. Incorporating the insert into an L-BOXX G 374 firstly protects your tools from knocks and weathering but also offers all the functionalities of the L-BOXX G: from the click system and a wealth of vehicle integration possibilities, to its comprehensive range of accessories. The tool tray insert is also a practical organiser in your day-to-day work even without the L-BOXX and can be transported to every site, thanks to the integral handle. Tip: When the tool tray insert is used in an L-BOXX 374 G, the base of the L-BOXX G can also be fitted with 63 mm high inset boxes. That way you also have small components, such as screws, rawlplugs and more, to hand at your place of work. The BOXXes and tools shown are only for illustration and do not form part of the scope of delivery.

Tool tray insert electrician L-BOXX 374

Material no.: 6000001238 | Matchcode: LB WTS E 374 | EAN code: 4045294224899

We reserve the right to make changes in the interest of technical progress, as well as correcting printing errors and mistakes. Pictures are similar, decorative material not included. With the publication of this data sheet, previous editions lose their validity. Version: 29.02.2024