

SR-BOXX 04-6 S with cover

Material no.: 1000012282 | Matchcode: SRBD 04-6 S | EAN code: 4045294767464



- » Can be used on the top and bottom of SR5 shelves
- » Convenient access to the contents thanks to pull-out function
- » A transparent lid provides dust protection
- » Can be labeled with mySortimo labels
- » Individually adaptable interior

Materials & Colour

Material:	PP Plastic, PC
Colour:	Sortimo CoolGrey


Dimensions

Grid depth:	4
Grid height:	5
External dimensions:	347,8 x 140,7 x 102 mm
Internal dimensions:	286,4 x 114,1 x 89 mm
Usable space:	0,033 m ²

Technical details



Weight:	0,47 kg
Maximum payload:	12 kg

Accessories

	Material no.	Description	Matchcode	EAN code
	6000011618	Divider SR-BOXX 00-6 S	TW SRB 00-6 S	4045294764104

SR-BOXX 04-6 S with cover

Material no.: 1000012282 | Matchcode: SRBD 04-6 S | EAN code: 4045294767464

	Material no.	Description	Matchcode	EAN code
	6000011658	Lid for SR-BOXX 04 S/M	DSRB 04 S/M	4045294766061
	6000011976	Labelling clip SR	BSC SR5	4045294779702

Description

The SR-BOXX 04-6 S is the ideal storage option for small components of all kinds. The functionality of the SR-BOXXes is unique in van racking systems. The option of integrating them both on top of and underneath shelves in the vehicle interior means that the available space is used to its full potential. The pull-out function allows convenient access to the contents at all times. Lift slightly to completely remove the BOXX from the van racking system.

The transparent lid closes the SR-BOXX 04-6 S dust-tight, and protects the contents from dirt. The transparent design provides for a constant overview of the contents. On the one hand this minimises the time you spend searching for materials and consumables, at the same time ensuring that you can determine the stock levels of your small components at a glance. You can see at an early stage when you need to re-order, thus avoiding costly downtimes. The flap lid allows prompt access in the SR5 vehicle interior without having to remove the entire SR-BOXX. To access the full contents, e.g. for refilling, the lid can be completely opened.

For ideal workplace organisation, the SR-BOXXes can be labelled with mySortimo labels. Combined with the Sortimo colour code, time spent searching for components is minimised and refilling is easier. An SR label clip is required if labels are used.

The interior space of the SR-BOXX 04-6 S can be partitioned across the depth using up to three dividers 00-6 S.